

# Anfrageblatt Lohnbiegen

## Normprofile / spezifische Profile



Firma : \_\_\_\_\_

Telefon : \_\_\_\_\_

Straße : \_\_\_\_\_

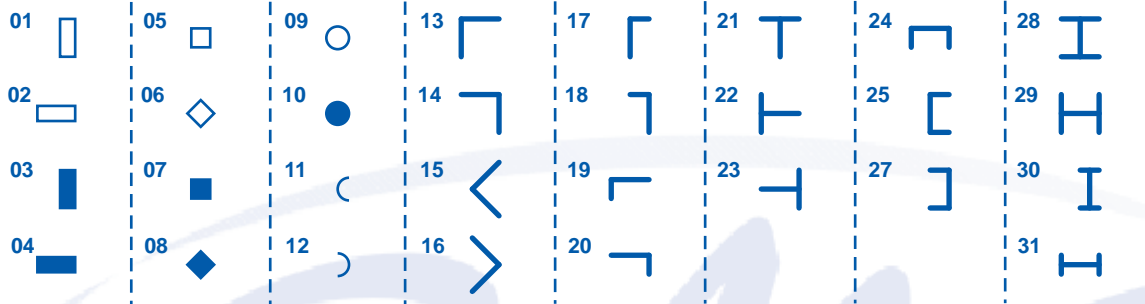
Fax : \_\_\_\_\_

PLZ / Ort : \_\_\_\_\_

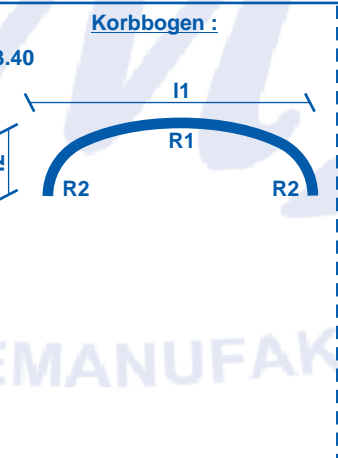
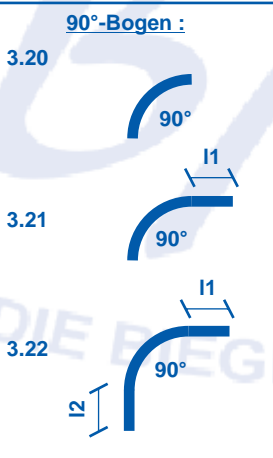
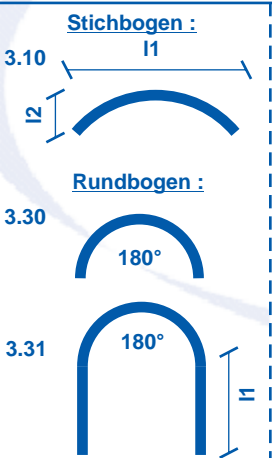
email : \_\_\_\_\_

Ansprechp. : \_\_\_\_\_

Homepage : \_\_\_\_\_



**Biegerichtung :**



**Bogenform :**

Pos.	St.	Werkstoff	Abmess.	Biegericht.	Bogenform	Radius (mm)	L1 (mm)	L2 (mm)	Sägen
									ja/nein
									ja/nein
									ja/nein
									ja/nein
									ja/nein
									ja/nein
									ja/nein
									ja/nein
									ja/nein
									ja/nein

**Anfragedetails :**

**Fax : +49 (0)7955 / 1337**